



## JUNE EVENT

Monthly Meeting: 8 p.m. Monday, June 8, 2020

From the comfort of your living room via Zoom!

**Tim Culbertson on**

### **New Directions in Zygopetalums**

*There will be a **mini-auction** before the meeting, starting at 7:30  
Details of Zoom meeting & auction will be emailed a few days before the meeting*

## Letter from the President

I hope this letter finds you happy and healthy throughout this crazy COVID confinement. This pandemic is affecting our Atlanta Orchid Society on multiple fronts. It has slashed our annual fund-raising and our ability to reach out and grow our membership because of the social distancing requirements. I'm sad to say that our annual ABG Behind-the-Scene Greenhouse Tour and Ice Cream Social has been cancelled for July to protect the safety of our members. Stay tuned for the status of our August meeting—we'll be following the recommended guidelines set by the CDC even if the ABG is open.

On a positive note, VP Danny Lentz has garnered a great line-up of speakers presented to us on the Zoom platform—I'm looking forward to learning all about Zygopetalums in June!! Even though we can't meet in person at this time, your paid membership will allow you to access the programs and even have your questions answered by the speaker after the presentation. If you have trouble accessing the meetings on Zoom from the link sent by Danny a few days before the meeting, contact one of us and we'll try and help. Remember, Zoom links are available only to current members.

The AtLOS Board is still considering the details of a mini-show with supplemental AOS Judging in the fall. We are trying to work out an orchid auction at 7:30 before the Zoom meetings as well. Sign on early and members will be happy to answer your orchid questions. Remember to send your orchid photos the

*Continued on page 2*



## New Directions in Zygopetalums

Although I teach middle school kids for a living, one of my passions has always been plants. I began growing orchids as an offshoot from working at Longwood Gardens in Philadelphia just after college. From the very beginning it was all about Paphs, particularly awarded and select clones of historic importance, of which my collection numbers nearly 3000. While I love finding old, rare stepping stones in Paph breeding, I also do a little hybridizing of my own, and growing up my own babies is a blast. I have been a judge with the American Orchid Society for nearly 15 years, and have served in various capacities with various orchid societies in California and on the East Coast. I love meeting other people who like orchids too, and doing so often finds me traveling to shows, vendors, and peoples' greenhouses to see the latest and greatest in new hybrids and to get the best orchid gossip. I like to be involved in plants as much as possible: in addition to Longwood, I've worked at the Smithsonian Institution tending to their orchids, and for years for the United States National Arboretum, collecting rare plants

and documenting cultivated species and hybrids for their herbarium. In short, I really like plants.

For your meeting, I'll be sharing a presentation entitled *New Directions in Zygopetalums*. These plants are easy to grow and flower, are vigorous, and have low cultural demands; many will bloom year-round given plenty of water and warmth. Although many Zygos look similar, different breeding lines from around the world have pushed the look of Zygos in radical and wild directions. Many genera contribute to these new hybrids, and I will share some of these with you, as well as help identify some of the important parents in the backgrounds of new and modern colors and appearances found in this genus. By the end of this presentation, you will have a new appreciation of what goes into breeding trends for these types of plants, as well as an appreciation of their beautiful flowers and ease-of-growth. I will be providing a sales list of the newest, modern, cutting-edge Zygopetalum alliance hybrids, from a number of renowned hybridizers featured in the presentation.

## ATLANTA ORCHID SOCIETY

### Officers

#### President

[Helen \(HB\) Blythe-Hart](#) 770-656-4054

#### Vice-President/Programs

[Danny Lentz](#)

#### Secretary

[Jody Gomez](#)

#### Treasurer

[Jon Crate](#) 770-846-9541

270 17th Street NW, Unit 4501

Atlanta, GA 30363

#### Immediate Past President

[David Mellard](#) 404-310-9899

### Trustees

[Trac Nguyen](#)

[Maegan Brass](#)

[Atsushi Matsumoto](#)

[Carl Quattlebaum](#)

[Larry Kikkert](#)

[Véronique Perrot](#)

### Volunteers

AOS Rep – [Barbara Barnett](#)

Greengrowers – [Danny Lentz](#)

Librarian –

MAOC Rep – [Doug Hartong](#)

Meeting Hospitality –

Membership – [Barbara Barnett](#) &

[Maegan Brass](#)

Education and Outreach – [Lynne Gollob](#)

Silent Auction – [Carson Barnes](#)

Monthly Ribbon Judging – [David Mellard](#)

Newsletter – [Véronique Perrot](#) &

[Mark Reinke](#)

Orchid Digest Rep – [David Mellard](#)

Show Chairs (2020) – [Danny Lentz](#) &

[Jody Gomez](#)

Website/Social Media – [Danny Lentz](#) &

[Jeremie Carroll](#)

## The Atlanta Orchid Society Bulletin

Volume 61: Number 6 – June 2020

Newsletter Editors: [Véronique Perrot](#) & [Mark Reinke](#)

The [Atlanta Orchid Society](#) is affiliated with the [American Orchid Society](#), the [Orchid Digest Corporation](#), the [Mid-America Orchid Congress](#), and the [Garden Club of Georgia](#).

## Letter from the President

*Continued from page 1*

day before to Danny to post during the meeting. Paid members are able to take advantage of our Society’s bulk buying power to get potting bark at a discounted rate. Contact Jon Crate for details. Potting supplies are available from the Society as well.

I hope you can support our Society throughout the craziness by renewing your membership or reaching out to a friend or past member to re-join our roster. If you’re having trouble affording dues at this time, please email me at [hb@helenblythehart.com](mailto:hb@helenblythehart.com). Consider making a donation to our society at [dues@atlantaorchidsociety.com](mailto:dues@atlantaorchidsociety.com).

Orders placed on Amazon Smile also generate donations for the Society—I go to my Amazon account and fill my cart. I then sign on to [Smile.Amazon.com](http://Smile.Amazon.com) and my cart items appear there. You can select Atlanta Orchid Society as the charity/organization you’d like to support and every purchase you make on Amazon Smile will benefit our Society unless you change it. Easy Peasy!! Who’s not buying a ton of stuff on Amazon AND you can support the Society as well!

I’m taking advantage of this time to spend some quality time with my orchids, re-potting and grooming them before their vacay outside for the summer. I’m reading up and learning how to be a better grower and delighting in their lovely blooms. Tending my orchids is a great way for me to de-stress during this down time. So remember to stop and smell the orchids and support YOUR Orchid Society!!

## Minutes of the May Meeting of the Atlanta Orchid Society

The May, 11th 2020 meeting of the Atlanta Orchid Society was called to order by Helen Blythe-Hart, President, at 8 p.m. Due to the Covid19 situation, the meeting was held via Zoom. We welcomed two new members who joined us. Announcements were made. There was a reminder to pay membership dues, and it was mentioned that the society would be ordering Orchid bark for members who are interested. Danny Lentz introduced Fred Clarke, who gave a presentation entitled, “Spotted and Splashed Cattleyas.” After the presentation, Fred fielded questions from members. After the presentation Danny showed photos that members had sent in of their in-bloom plants. The meeting was then adjourned.

## 2020 Dillon-Peterson Essay Prize

The AOS is celebrating its Centennial Anniversary in 2021. Join the fun, the essay Contest is asking for in depth articles relating to significant people, events, programs or even plants or technology changes that have helped shape the direction of the AOS and its future. (For more details, see the article in the May Orchids Magazine or online.)

Membership in the AOS is not necessary. The Deadline is September 30,2020.

## EVENTS CALENDAR

### June

8 – Atlanta Orchid Society Monthly Meeting, via Zoom

13 – American Orchid Society monthly judging CANCELED

### July

11 – American Orchid Society monthly judging, maybe

13 – Atlanta Orchid Society Monthly Meeting, via Zoom

### August

10 – Atlanta Orchid Society Monthly Meeting: Mark Reinke, probably on Cymbidiums


## A Brief Word about Zygopetalum... What are they?

This is meant as a brief Introduction to the genus in case you haven't met a Zygo prior to our June presentation.

You may recognize them from the lovely purple lip, wide upright foliage and outstanding fragrance and wonder what are these?

Zygopetalums originate from South America: Brazil, Paraguay, Argentina, Peru and Bolivia. They are from the tribe Maxillarieae, Subtribe Zygopetalinae. There are 15 species; a few are *Z. maculatum*, *Z. pedicella* *Z. triste*, and *Z. maxillare*.

They grow in intermediate temperatures. For culture, see the American Orchid Society website. There are many hybrids and intragenerics available. Enjoy our speaker.



*Z. triste* 'Seagrove's Blue Caribou' AM/AOS

---

## Notes from Fred Clarke's Talk about Spotted and Splashed Cattleyas

by David Mellard

At the end of his talk on breeding spotted and splashed cattleyas, Fred provided very useful information about successfully growing *Cattleya*. I've captured some highlights below.

### 1. Irrigation frequency

The frequency that you water cattleyas and all orchids depends in part on the water holding capacity of the media, the size of the container, the plant's moisture requirement, and the environmental conditions surrounding the plant.

You should irrigate to flush 20-25% of the container volume through the pot. By this, Fred means that you should water each pot enough that the water volume will force at least 20-25% of the air out of the pot. This is one way to get fresh air into the media.

Atlanta is fortunate in that we have very soft water so we don't generally have a problem with salt build up in the media and around the roots like some places in the U.S. (e.g., southern Florida, parts of the Mid-West). Still, leaching periodically (excessive water) is probably a good idea—at least monthly. Fred suggests watering heavily and then an hour later water heavily again.

### 2. Proper Light Levels

Cattleyas prefer filtered direct sunlight. There can be seasonal variation with summer being around 10,000 foot candles and winter being around 7,000 fc because of the angle of the sun.

Fred provides 55% shade for his greenhouses in winter, which gives him about 3200 fc and 4500 fc in summer.

He adds 40% more shade in summer to get the fc around 3000.

Because this requires climbing on the greenhouse (a dangerous thing as you get older), he's thinking about going with 65% shade cloth year round, which will give him 2400 fc in winter and 3500 fc in summer.

The above is for his greenhouse conditions so you'll need to make adjustments based on your growing conditions. As with all plants that grow shaded during the winter, you'll need to be careful when bringing them out in the spring and summer to prevent leaf burn.

### 3. Temperature

Most cattleyas prefer the following:

Summer: days 75-85 F, nights 60-70 F

Winter: days 65-80 F, nights 50-65 F

*Continued on page 4*



## Notes from Fred Clarke's Talk

Continued from page 3

Brief periods above and below these temperatures are ok, but see an exception at the end

### 4. Potting media

Fred prefers a well-drained media. He uses a 3/1 mix of bark to perlite and changes the bark size based on the size of the pot (see 6 below). Occasionally, he uses sphagnum moss and clay pots. You'll need to be careful about over-fertilizing if you use sphagnum because sphagnum will act like a sponge and quickly build up salt that can damage the plant's roots.

He will sometimes add Aliflor (an expanded clay product) with his organic mix to improve drainage

### 5. Why Fred prefers orchid bark

- pH buffering effect
- Improved cation exchange
- Microbial activity
- It's inexpensive
- It does not readily decay

### 6. Keep it simple

3 parts bark and 1 part perlite #3.

Fred suggests the following sizes:

Pot size	Bark size			Perlite
	fine	med.	large	
2-3"	xxx			x
4"		xxx		x
5-8"			xxx	x

The advantage of varying the bark size with the pot size is that all pots regardless of their size will tend to dry out at the same rate, thus allowing you to water all pots at the same time



### 7. Repotting

The best time to repot is as new roots are emerging.

Repot before they get several inches long to reduce the risk of damaging the green tips

Select a pot size that will allow for 3 years of growth—provided you choose a media that lasts that long

Fred pointed out that most cattleyas grow their roots just before the rainy season starts. That's when the orchid grows the most. Repot just before the roots begin to grow but wait until you see roots, not just the growth of the rhizome. Here's a photo showing the root length, indicating it's time to repot

The picture to the right show a root length that is too long. You should have repotted two weeks ago. If you repot now you have to be very careful not to damage the new roots

When repotting, remove as much of the old mix as possible but it's critical that you avoid damaging the newly emerging roots with green tips. It's better to leave some of the old mix behind than to try to get all the mix but damage the new roots in the process.

When placing the plant into the new pot, place the oldest growth touching the pot side with the new growth facing the



Repot now!



You should have repotted two weeks ago!

center of the pot.

Add your potting mix carefully so as not to damage the roots when pushing the mix down into the pot.

### 8. Tags

Fred gave a very useful tip about dating the tag. Rather than put the date that you repotted, put the date that the roots emerged. You can use this as a clue in the future for when the plant needs to be repotted.

### 9. A *Cattleya* for Atlanta

If you're looking for a *Cattleya* that will do well in Atlanta's hot, humid summers, try *C. violacea*. It likes hot humid weather. Keep the plant above 60 F in the winter.



*C. violacea* 'Joan' HCC/AOS



*C. violacea* forma alba 'Isabel Rosalia' AM/AOS



*C. violacea* (Flamea) 'Sentinel' AM/AOS

# Atlanta Orchid Society Monthly Flowers Display May 2020

Notes by Mark Reinke; Photos by various members of the AtIOS

There was no ribbon judging this month, but the members submitted some really fantastic photos of their plants in bloom. I will touch on a number of them, trying to make sure each person that took the time to send in the photos gets a mention, while highlighting some of the more interesting or outstanding plants.

I'll use our usual entry categories to group the plants together for discussion.



*C. mossiae forma alba*

## Cattleya Alliance

We had some nice species represented this month. Carson Barnes showed us some less common color forms of two large flowered species from South America. *Cattleya mossiae* variety *semi-alba* is from Venezuela, where that species is the national flower. This form with white segments and a frilly lip painted with vivid purple and a hint of yellow is one of my favorites, but not easy to find. The flowers can be large on a relatively compact plant and very fragrant. At one time it was the backbone of the corsage flower industry because light and temperature could be used to adjust the spring flowering to coincide with Easter and Mother's Day.



*C. maxima forma coerulea*, Highland race, short form

Carson also submitted *Cattleya maxima forma coerulea*. This species has two races. The lowland form that occurs in the region of Guayaquil, Ecuador, was the first to be discovered. It is a large plant with heads of up to 12 or more blooms. The plant size is why the species name was applied. Later a highland race was discovered. It grows 1000 to 2000 meters up on the western slopes of the Andes in Ecuador, but also extending down into Peru and up into Colombia. While the flower size is the same, it produces only about 3 to 5 flowers per inflorescence on a plant that is half the size of the lowland form. Many color forms exist of both types and some plants in commerce mix the two races together.

Mark Reinke submitted a photo of an old plant of *Cattleya sincorana* which he and Gary have owned for more than 20 years and was purchased from Floralia Orchids of Brazil at a show in Coconut Grove, Florida. This miniature species grows in harsh, semi-desert conditions in the Brazilian state of Bahia on a plateau-like mountain range that gives the species its name. It survives on nightly dew and mist for much of the year and makes huge flowers in comparison to the small succulent looking growths. This is not an orchid for someone who wants quick gratification as it needs to form a nice clump before it flowers well.



*C. sincorana*



*B. perrinii*



*B. nodosa*

There were also some nice *Brassavola* species and hybrids submitted. Bailey Santwire showed us young flowering plants of *Brassavola perrinii* and *Brassavola nodosa*. Both of these can grow into beautiful specimens over time given bright light and perfect drainage. The former blooms only in spring, but can make hundreds of flowers at once, while the latter may bloom several times a year in flushes. They are both highly scented at night. Both Larry Kikkert and Paul Thurner submitted photos of *Rhyncovola* David Sander, which they had labeled under the older name. It is a cross between *Brassavola cucullata* and *Rhyncovola laelia digbyana*. In person, the size of the flowers, typically about 5 inches across, gives them a wow factor that is hard to





*Ryncovola* David Sanders (Larry Kikkert)



*Procatavola* Key Lime Stars

capture in a photo. Paul Thurner showed us a photo of his *Procatavola* Key Lime Stars (*Ctyh.* Lime Sherbet x *B. nodosa*) which was registered by H&R Nurseries in 2019. Time to update your tag, Paul!


Mark Reinke submitted a photo of one of his own crosses, *Cattleya* Jungle Beau x *Myrmecophila tibicinis*. During the meeting some people questioned whether it was labeled correctly, but I can assure you that it is. Making crosses with the genus *Myrmecophila* (formerly under *Schomburgkia*) is a tricky proposition because that genus has atypical chromosome counts. Usually sparse seed is produced and many of the plants fail to grow properly. I only got about 5 viable plants out of this cross, and this is the only one that has continued to grow and bloom well. *C. Jungle Beau* gives the plant unusually flat form and small plant size considering the other parent. The color in person is like fire!



*C. Jungle Beau* x *Mcp. tibicinis*



*Den. wardianum*



*Den. aphyllum*



**Orchid  
Digest**

When you're serious about orchids.

## JOIN THE ORCHID DIGEST CORPORATION

Don't let the name fool you, the Orchid Digest is a non-profit membership-based organization dedicated to orchids. Designed to appeal to the mid-range to advanced grower, nothing beats the Orchid Digest. For just \$39/year you get 4 issues of full-color, in-depth articles about orchids. The magazine is large format and the fourth issue of the year is always an extra-special edition devoted to a single genus. For membership application forms contact David Mellard (404-237-1694) or visit [www.orchiddigest.com](http://www.orchiddigest.com) to join online.

## Dendrobium Alliance

As many know, *Dendrobium* is a large genus of around 1300 species, subdivided into about 40 sections. Culture varies from section to section based on the climate and habitat in which the species in each section occur. Vinh Nguyen shared with us two species from the section that bears the same name as the genus, *Den. wardianum* and *Den. aphyllum*. These are partially to fully deciduous types that mature each new growth in a single season and bloom out all at once in winter to spring. They usually want cooler temperatures and less watering in winter to stimulate flowering.





*Den. thyrsiflorum* (Mary Cawthon)

We also had some good examples of the Callista section, hailing from the mountains of Southeast Asia. These species have beautiful and tough, evergreen growths, but like the previous group, flower best with cooler temperatures and less water in winter. Flowering can be massive on older plants, but blooms don't usually last longer than a week. Both Mary Cawthon and Vinh Nguyen showed off the beautiful cascades of bloom on plants of *Den. thyrsiflorum*, and Vinh also showed us the delicate beauty of the not oft seen *Den. amabile*.

Véronique Perrot showed us a vividly colored *Den. glomeratum*, which is part of the Pedolium section. While these species are also deciduous, they come



*Den. amabile*



*Den. glomeratum*

from the tropical Pacific Islands where they get year round rainfall. Each growth takes 2 or more years to mature, then begins to defoliate. Blooms came in flushes off random locations on older, usually bare canes. They are generally long lasting, but a big show requires a plant with years of accumulated growth, so patience is required. Mark Reinke showed off a hybrid from this group, *Den. Gowan's Tangello* (*mohlianum* x *melinanthum*) which he acquired from Ecuagenera a few years ago. It blooms more than once a year, but this is the first time for it to show off so many at once. There will be an established keiki off this plant in a future ATLOS plant auction!

Mark Reinke also showed off a large plant of *Den. Violet Yamaji 'Puanani'* with over 200 blooms on it. This vigorous



*Den. Gowan's Tangello*



*Den. Violet Yamaji 'Puanani'*

grower has *Den. spectabile* as one parent and two other species from the Latouria section making up another 3/8ths of the family tree. The purple color comes from one great-grandparent, *Den. x superbiens*, which is a natural hybrid between *Den. bigibbum* of the Phalaenanthe section and *Den. discolor* of the Spatulata ("Antelope Horned") section. He also showed a first flowering seedling of *Den. Luwin Park x tangerinum*, which is a not yet registered mix of three of the Spatulata species. This plant will be in the virtual auction for the month of June and well worth acquiring for its relatively compact growth and exceptionally long lasting flowers.



*Den. Luwin Park x Den. tangerinum*



*E. Nursery Rhyme*


### Epidendrum/Encyclia Alliance

Only a few photos of this group made it to the virtual display, but one exceptionally beautiful one was Annalies Carl's *Encyclia* Nursery Rhyme. This beauty has two doses of *E. cordigera* and one dose of *E. phoenicea* in its family tree and is wonderfully fragrant. Her plant has better color contrast and form than you often see out of this cross.

Roy Harrow submitted a photo of a beautiful yellow cluster flowered type that he had labeled *Rhyncolaeliocattleya* Golden Sunset. This is actually *Enanthleya* Golden Sunburst (*Cattlianthe* Gold Digger x *Encyclia rufa*). I have this exact plant in flower as well, and it is one of several examples of how taking a rather unassuming green species from the Bahamas and crossing it with an orange or red cluster flowered type can achieve spectacular results.



*Enanthleya* Golden Sunburst



*Pyp. Mariposa*

### Oncidium Alliance

There were few entries in this group this month, but Annalies Carl showed off her weird and wonderful peloric example of *Psychopsis* Mariposa. This cross is a mix of *Pyp. papilio* and *Pyp. krameriana* and normally the two petals would be narrow and formed almost like antennae, the whole flower then befitting of the cross name which is Spanish for butterfly. In this form, the two petals are almost copies of the lip giving the whole flower the appearance of some odd starfish. I'd be curious to know if Annalies purchased this plant as a known mutation, or by chance bought a seedling that turned out this way. Peloricism is rare in *Psychopsis*, but there are photos of a similar looking one called *Pyp. Mariposa* 'Fenbrook' that received a Judges Commendation in Chicago in 2012.


**amazon**smile

You can help out the Atlanta Orchid Society simply by shopping at Amazon through their Amazon Smile program. To do this simply go to [smile.amazon.com](https://smile.amazon.com) every time you want to shop at Amazon. When you go to checkout for the first time, you will be asked to designate your charity. If you type Atlanta Orchid Society in the search bar, we are the only result that comes up. Select that one. You can change the charity at any time, by following the directions on the About page. All of the details of the Amazon Smile program can be found on the Amazon site at: [smile.amazon.com/gp/cbpf/about/](https://smile.amazon.com/gp/cbpf/about/)





*Paph. moquetteanum* 'Nosy Girl,' AM/AOS



*Paph. micranthum*



*Paph. nigrinum* 'Pygmy'



*Paph. rothschildianum* (David Mellard)


## Slipper Alliance

There were 17 photos of various members of the slipper group, and many were quite outstanding. Starting with species, the standout for me was Carson Barnes' *Paphiopedilum moquetteanum* 'Nosy Girl,' AM/AOS. This species from southwest Java is the queen of the sequential flowering types, with fewer but larger flowers. When awarded in 2017 the noted spread of the flower was 12 cm (about 4-3/4 inches) and judging by the photo this bloom is at least that large. Both Carson Barnes and David Mellard also submitted photos of *Paph. rothschildianum*. Carson's plant is probably a first blooming with just a single flower, while David's is further along and shows off three huge blooms. Mature plants can have four or five to the spike, usually about 10 inches from tip to

tip. David Mellard also showed us a beautiful *Paph. micranthum*, a single flowered species with large flowers emanating from ground hugging fans of beautifully mottled foliage. HB (Helen Blythe-Hart) sent in a photo of one of the less often seen multifloral species, *Paph. wilhelminae* from New Guinea, that typically produces just two flowers as shown and just very rarely three. Her plant is producing flowers with exceptionally straight corkscrew petals. She also shared with us one of the tiny treasures of the slipper world, *Paph. nigrinum* (aka *Paph. barbatum* var. *nigrinum*) which tends to have total leaf span of only about three inches, often highly variegated, from which emerges a neat and tidy flower in purple green and

white that almost matches the leaf span of the plant in size.

Looking at hybrids in this group the clear show stopper was Danny Lentz & Dianne Morgan's *Paph. Prince Edward of York*. This cross, registered in 1898 and named after the future King Edward VII of England is a primary hybrid between *Paph. sanderianum* and *Paph. rothschildianum*. Despite being around for more than twelve decades, it has not lost its appeal. Danny and Dianne's plant displays all the features I love to see in this cross: a boldly striped dorsal sepal, long, ribbon-like petals symmetrically twisted down their length with an abundance of spots and warts, and a strong shade of purple on the pouch lip. The fact that there are also four flowers displayed on a single inflorescence puts it in league with plants that have garnered the more than 80 AOS awards to date. Barbara Barnett's photo of *Paph. Grand Philip* is a great example of the effort to create a plant with the impact of *Paph. rothschildianum* on a much smaller scale by using *Paph. glanduliferum*. Blooming for the first time, the single flower shows bold colors and strong markings and could be awardable when it reaches its full potential and has 4 or 5 flowers at once.



*Paph. wilhelminae*




*Paph. Grand Philip*





*Phag.* Prince Edward of York

I was by no means disappointed by the wonderful *Phragmipedium* entries this month. Barbara Barnett shared an absolutely stellar close-up photo of *Phrag.* Barbara Leann in all its warm rosy red, hirsute glory, and displaying good form for this cross of *Phrag. besseae* and *Phrag. fischeri*. Carson Barnes lit up the other end of the color spectrum with a wonderful photo of *Phrag.* Mem. Ann



*Phrag.* Barbara Leann



*Phrag.* Memoria Ann Stuckey  
'Straight Arrow' AM/AOS

Stuckey 'Straight Arrow,' AM/AOS, that was about as close to the elusive white flower as I have ever seen, with plenty of subtle markings to enhance its beauty. And Danny and Dianne submitted perhaps the original show stopper of the genus with an excellent example of *Phrag.* Grande, registered in 1881 by J. Veitch and Sons of Buckshire, England, and still a crowd pleaser today.



*Phrag.* Grande



American Orchid Society

Education. Conservation. Research.

## JOIN THE AMERICAN ORCHID SOCIETY

12 issues of *Orchids*, the Society's monthly full color magazine chock full of insightful articles and tempting ads for plants and supplies.

10% off purchases from the Society's Bookstore and Orchid Emporium.

Reduced or free admission to participating botanical gardens.

For a limited time, if you join for two years you will also get a \$30 gift certificate (good on an order of \$100 or more)

at any one of 13 commercial growers who advertise in *Orchids*.

**Membership now includes access to OrchidPro,  
the database that replaces OrchidsPlus**

JOIN TODAY

Single Membership, 1 year - \$79, 2 years - \$153

Student membership, 1 year - \$54, 2 years - \$103

JOIN OR RENEW ONLINE AT [www.aos.org](http://www.aos.org)





*Phal.* Dragon Tree Eagle 'Dragon Tree #1'



*Phal.* King Shiang's Princess



*Phal.* Taida King's Caroline 'Little Zebra' AM/AOS



*Phal.* Mituo Gigan Dragon 'Mituo #1'




**Phalaenopsis Alliance**

There were plenty of great photos of *Phalaenopsis* submitted by various members, but you have to wonder why so many outstanding ones have no name? Danny Lentz & Dianne Morgan, HB, and Jeremie Carroll all sent in photos of truly outstanding examples with spectacular colors and good qualities that certainly *should* have names, but they don't or have gone missing.

Of those that have identification I want to highlight two outstanding examples offered by Bob Grzesik. *Phal.* Dragon Tree Eagle 'Dragon Tree #1' already has an 86 point Award of Merit from the AOS and for obvious reasons given the amazing color and flat form. But I was especially taken by *Phal.* Mituo Gigan Dragon 'Mituo #1,' which shows off

the recent trend of using *Phal. gigantea* in crosses to create never before seen colors and patterns. Jon Crate showed us *Phal.* First Rays Sunspot, registered more than 20 years ago by Ray Barkalow and still a head turner now with its bold, even spotting on a mustard yellow background. I'm very surprised that no awards have been granted in this cross as I would certainly consider this plant a contender even today.

Jon also showed us a very unusual color pattern in *Phal.* King Shiang's Rose x King Shiang's Star (this has a registered name, *Phal.* King Shiang's Princess), with flowers that open pale yellow with a peppering of fine purple dots and dramatic,



*Phal.* First Rays Sunspots




*V. tricolor var. suavis.* 'Bali Best Girl' AM/AOS

irregular brushstrokes of purple toward the tips of the segments. As the flowers age the background turns white. And finally, Jon Crate also showed of a well branched inflorescence of the boldly patterned *Phal.* Taida King's Caroline 'Little Zebra,' AM/AOS.

**Vandaceous Alliance**

For me, the star of the vandaceous offerings this month was Carson Barnes' *Vanda tricolor var. suavis* 'Bali Best Girl,' AM/AOS which shows off a spectacular pattern on flowers larger than any other awarded example I could find. Java and Bali are the two islands in Indonesia where this species occurs naturally, often in trees along the borders of tea plantations. May is the peak bloom month for it, but there are records of some flowerings in every month of the year. It will tolerate both warm and intermediate conditions but needs very bright light to flower well. Bailey Santwire showed us his *Cleisostoma birmanicum*, a species from humid, mossy forests of Southeast Asia with rather terete leaves and boldly patterned flowers in green and purple. I would think these blooms would create some rather interesting results if crossed with some of the *Vanda* species or hybrids, but so far no hybrids have been registered from it, so that may be genetically difficult or impossible.



*Cleistoma birmanicum.*



*Coel. pandurata**Coel. usitana**Coel. xyrekes*

### Miscellaneous

As usual there was a treasure trove of beautiful and unusual photo entries in this group. *Coelogyne* was represented by three striking species. Jeremie Carroll showed us her impressive *Coel. pandurata*, with arching spikes of pale, bright green flowers that have a pattern of near black in the lip, an almost unreal color contrast. This orchid can be a rampant grower and so requires room! Larry Kikkert introduced us to *Coel. usitana* and

*Coel. xyrekes*, two smaller species that produce pendent inflorescences that flower sequentially. The former can make up to 20 flowers, usually one or two at a time, that are icy green-white with a deep rust colored velvety lip, while the latter usually makes 3 or 4 creamy yellow to “shrimp pink” somewhat translucent flowers with a patch of dark cinnamon brown on the lip. For anyone that hasn’t grown this genus, note that the inflorescence emerges from the center of a developing new growth and normally completes flowering before the growths mature. The faded inflorescence quickly detaches from the apex of the pseudobulb leaving little evidence that flowers had been present.

This month there were two different examples from the genus *Sobralia*, which is not common in collections in this area. Bailey Santwire gave us *Sobralia fimbriata*, a species with a highly dissected lip and beautiful pastel colors. It grows as a terrestrial in middle elevations in Central and South America and stays a rather manageable 24 inches in height. David Mellard let us see his *Sobralia macrantha*, a widespread species in Mexico and Central America, mostly in higher elevations but down as low as 150 ft above sea level in Belize. The species name means “large flower” and they can be anywhere from 6 to 10 inches across. The plants can be more than 6 feet tall. Like most members of the genus, the flowers of these two species last only a few days, but will be replaced by several more during the flowering season. Some species are rampant roadside weeds in Costa Rica as Gary and I noted during our visits to that country. They can be grown outside year round in Southern Coastal California, but don’t really like our summer heat that much so need to be watered and kept more shaded here.

Finally, Nicholas Rust showed us a beautiful *Stanhopea embreei*, a species from western Ecuador that produces large, fleshy, highly fragrant pendent flowers which last just a couple days, but are fascinating to watch as the buds slowly develop over a couple of months’ time. Older plants can have several inflorescence during the mainly summer bloom season.

*Sobralia fimbriata**Sobralia macrantha**Stanhopea embreei* ‘Natural World’