



Nambour Orchid News.

March 2020



Judges Choice - February - Vanda Viraphandhu - John & Bev



Secretary news

March: A special general meeting has been called for our March meeting to address proposed changes to our club rules. This meeting will be held at 2pm prior to the cultural meeting. Members were notified by email and post on the 3/03/2020

April:

Saturday 4th April. Kabi Autumn show. Details on attached flyer.

Thursday 9th April. Bribie Island show set up. Benched show members do their own labels. Show Friday/ Saturday 10/11 at the Orchid House 1st Avenue, Bribie Island.

Thursday 16th April Caloundra show set up. Benched show members do their own labels. Show Fri/Sat 17/18 Uniting Church Hall, Ulm & Queen Streets, Caloundra

Saturday 18th April South Burnett show. One day show held in conjunction with the Wondai Garden Expo. Show venue RSL Hall, Wondai. Set up 7am Saturday 18th.

Saturday 25th. Anzac Day. NOS meeting day. Our meeting will be held as normal.

May:

Gympie Show set up Friday 1st May. This is a display show. Plant names for labels to Alison by Tuesday 28th April.



Thank you to all our volunteer cooks who bring a plate and assist at the meeting with afternoon tea. As we are a fairly large gathering at our meetings, some extra volunteers to set up & clean up afternoon tea would be appreciated.

The hall is booked from 12.15 to 4.15pm each meeting day. Thank you also to those who assist with the many other tasks associated with the set up & smooth running of our meetings. Many hands make light work.

President's Report

That extra day in February didn't go far did it? With March marching on, the year is already progressing and soon we will be contemplating shows and hoping our orchids will behave and put on a good lot of flowers.

At our last meeting, Judy assisted me to give some pointers about preparing plants for exhibition in shows and general club meetings. To remind you of the criteria, the guidelines as appearing in the AOC Judging handbook are reproduced in this newsletter.


At the February meeting Luda demonstrated how to make a very tiny flowering orchid show all its



features by attaching a magnifying glass to the stand and as you can see from this photo that Richard took through the magnifier, *Schoenorchis fragrans* is quite eye catching. Well done Luda, your enthusiasm is infectious!

The February Sausage Sizzle went well, although we had to muddle along without two of our members until late in the day, due to their commitment at Lifeline on a Monday.

However, with the usual attention to detail that Alison puts in we managed! We even served the local wildlife as you can see from the photos below.




And the usual from the pen of Roger Rankin : "Affording a new orchid is like loveyou always find a way" **Gina**

A selection of plants benched at the February meeting



Rlc. Mount Isa 'Jean' x C. Streets Ahead.
Rod & Jan



Rlc. Village Chief North.
Rob & Joan



Rth. Twentyfour Carat.
Roger




Den. AR Blue Twister.
June



Miltassia Lavenda
Peter



Alcra. Pacific Nova.
Marty & Anita



Den. Gloucester Sands.
Cliff



Cleis. filiforme. Wayne & Jean



V. Fuchs Delight. Rob & Joan



Phrag. Sedenii. Heather



Trich. philippinense
Rob & Joan



Trgl. subviolacea.
Wayne & Jean



Ctt. Chocolate Drop.
Patrick & Heather



Cleis. filiforme.
Wayne & Jean

From the Culture Corner - Things to Consider When Buying an Orchid

Many growers buy an orchid on impulse, often without any regard for how it will fit into their collection and disappointment follows when the plant fails to thrive in the owner's environment. These notes are prepared for growers relatively new to the hobby.

What are my objectives?

- Do I want plants that are easy to grow in the climate where I live?
- Do I want to specialise in species rather than hybrids?
- Do I want to concentrate on a particular genus or sub-tribe?
- Do I want plants that are likely to win prizes at meetings and/or shows?

You need to find your own answers to these questions but you may wish to consider the following:-

Divisions v. Mericlones v. Seedlings v. Flasks

Divisions include pieces of a plant taken off during repotting, including back cuts. Keikis are included in this group. Plants obtained this way will produce flowers essentially the same as the mother plant. The process is called vegetative propagation. Divisions normally achieve flowering size in a relatively short time.

Mericlones are also produced by a vegetative process. A small amount of tissue taken from the parent plant is reproduced hundreds, sometimes thousands, of times in laboratory conditions. Each sub-division contains the same genetic material as the parent plant but occasionally there are mutations, caused by chemicals used in the process. A downside of buying mericlones is that many other growers are likely to have identical plants. Mericlones are often sold in small pots or tubes and take around the same time as seedlings to reach flowering size.

Seedlings, as the name implies, are raised from seed, most often with the pollen coming from different plant from the one bearing the seed pod. The mixing of genes in the reproductive process results in significant variety amongst the resulting seedlings. You will encounter the terms "sibling" or "selfing". **Sibling** usually means that two different plants of the same species have been crossed but the term may also be applied to a hybrid made by crossing two hybrids of the same grex. **Selfing** means that a flower has been fertilized with its own pollen. Some growers buy seedlings in preference to mericlones because there is always a chance that a plant could be better than either of the parents.

Both seedlings and mericlones can be purchased in **flasks**. Some skill is required to manage the transition from flask to pot and this is where there can be many losses. Plants from flasks take significantly longer to reach maturity than seedlings or mericlones in pots. One of the benefits of buying flasks of seedlings is that a grower can expect a range of qualities in the plants upon maturity. He/she can select the best and dispose of the rest. Bear in mind that some genera take a long time to reach maturity from the flask, 10 to 15 years in the case of some Paphiopedilums, but some genera such as Phalaenopsis can flower within 2 years from deflasking.

From the Culture Corner

Select Plants Suitable for our Climate

We are blessed with one of the best climates in the world for growing tropical and sub-tropical low-land species and their hybrids. Laeliinae (Cattleya alliance), many Dendrobiums, Bulbophyllums, Vandae (Aeridinae & Angraecinae) and Oncidiinae thrive in this environment. Some of the cooler growing species from higher altitudes in the tropics or higher latitudes can be grown successfully in elevated areas in the hinterland.

How Long Before Plants Will Flower?

This was a relevant question raised by a member who was concerned about how long he would have to wait for plants to flower. It can be answered in two parts,

1. Plants of some genera, eg, Paphiopedilums as mentioned above, can take a long time to flower from small seedlings. Phalaenopsis can flower within 2 years or less, Cattleyas, Dendrobiums & Vandas take around 4 to 6 years.
2. The alternative is to buy more advanced plants, seedlings, mericlones or divisions. You will pay more but you won't have to wait so long for plants to flower.

SHOW BENCH CONDITION

For a plant to be in the most presentable condition possible, the following guidelines and directions are provided.

- a. The plant being exhibited should be well established in a pot, or basket or similar container, secured to a mount, or otherwise exhibited.
 - b. The container is to be clean or covered. If mounted, or otherwise exhibited, then it should be clean and presentable and free of weeds.
Plants should be clean – dust wiped from leaves and dried husks removed from the pseudobulbs etc. except for *Lockhartia*, *Maxillaria*, *Dichea* and other genera where the dead leaves and husks protect the roots from drying out. In these cases, the husks must be left on or the orchid dies.
 - c. Dead pseudobulbs and leaves should be carefully removed.
Any trimming of damaged leaves should look as if they grew that way naturally. Excessive grooming of leaves or trimming of the leaves to reveal flowers that would otherwise be hidden will be penalized, depending on the severity of the mutilation.
 - d. All leaves are to be clean; not treated to produce an artificial shine.
 - e. The plant should be clearly and correctly labelled, using a card or tag.
 - f. The plant must be free of pests and/or diseases and show no symptoms of virus or transmissible bacterial contamination.
 - g. It is desirable that the plant and all inflorescences should not exhibit significant mechanical damage or blemish that detracts from the overall effect.
 - h. Inflorescences may be staked, if appropriate, to meet the particular needs of the genus. The staking should be as unobtrusive as possible, and be capable of being removed during judging, if necessary, to allow for detailed evaluation. Additional staking and supports used for transportation must be removed prior to submission for judging.
 - i. Plants/inflorescences/flowers must not exhibit evidence of any attempt to manipulate them by use of aids such as packing material, to mechanically force the flowers to a more desirable form, or to enhance the presentation of individual flowers or their arrangement.
- Plants which do not meet the above requirements will be disqualified from Award evaluation. In Show Judging, the degree of penalty will be at the discretion of the judges.

Novice Judges Choice - February – *Dendrobium Excelsa*

This hybrid orchid was purchased over twelve months ago along with some other *Dendrobium* species specifically exhibiting characteristics of heat tolerance for our subtropical environment and a degree of cold tolerance for the odd cold winters in this region.

Our club judges wondered about the sellers correct labelling of this orchid as the sepals are dominantly greenish and could have been a stronger yellow.



This orchid is grown in a shade house covered with medium density (approx. 70%) black shade cloth. The roof is covered with solar weave from April until September. This shade house contains predominately *Dendrobium*s hung up high with *Cattleya*'s on hip high benches. The under-bench areas support *Anthurium*s and some *Bromeliad*'s to assist in the maintenance of humidity.

Overhead misting is used when temperatures climb above 25/28 degrees C to increase humidity. All orchids are exposed to natural rainfall with additional water applied using a hand wand when necessary.

The components of the growing media, prevailing temperature, humidity and to some extent the amount of wind greatly determines watering frequency.

Growing media is based around coco blend, No 4 Kiwi orchid bark, charcoal and perlite.

The nutritional requirements are met through foliar applications, the timing of these applications is determined by the stage of growth, prevailing temperatures, visual identification of growth characteristics and taking into account preceding plant vigour and health responses.

Nutrient sources include a biological fertilizer marketed by Neutrog alternated with Horticultural Solutions HSO 12 or 22. An occasional foliar application of a liquid microbial inoculant containing *Bacillus subtilis* has been applied over the last twelve months. This product contains a small amount of nitrogen. Pest and disease incidence are monitored and managed with Eco-oil, an appropriate fungicide or insect specific insecticide on an immediate control basis only. No calendar spraying or preventative spray applications are practised.


Growing orchids is an activity completely foreign to myself as my experiences are in the field of tropical and temperate pasture production and some horticultural crop production. Successful orchid growth depends much on the growing medium, environmental factors, and understanding the cultural requirements of a particular orchid. Vigorous growth in any one season may not be duplicated the following year. **Steve**



Species

Cultural plant - *Epidendrum neoporpax* Ames 1934

This is a widespread and common species ranging from Mexico south to Panama and in South America from Colombia to Venezuela and to Bolivia growing in montane wet pine and oak forests at elevations up to 2500m as a miniature sized, hot to cool growing epiphyte. Many will know it by its previous names of *Neolehmannia porpax*



or *E. peperomia*. *E. neoporpax* has no pseudobulbs but comprises a number of stems covered with alternating

leaves. It branches freely and soon forms an attractive specimen plant. Its succulent leaves may become suffused with purple when the plant is grown under bright light. This species is very rewarding and is easy to grow and is a prolific flowerer, and does very well mounted or in a saucer with routine epiphyte mix.

My plant is mounted on black tree fern and watered most days, especially in the drier months. The plant receives bright light under 75% shade cloth. It is fertilized with all of our other orchids using a well balanced commercial product.

A form with flowers that are pure green in colour is also available. **Wayne Harris**



Plant of most interest - *Bulbophyllum grandifolium* Schltr. 1913

This species is found in New Guinea on trees in lower montane forests at elevations of 200 to 500m as a hot growing epiphyte.



This species is a member of SECTION Sestochilos which includes species such as *B. baileyi* F Muell., *B. dearei* Rchb. f., *B. lobbii* Lindl., and *B. macranthum* Lindl. As the plant has a rambling growth habit it is best grown in a basket or large saucer. It can be successfully mounted on a suitable host such as an ironbark plaque. Our plant receives bright light under 75% shade cloth and is watered regularly during summer, less so in winter.

This plant is grown in a large saucer using a moderately coarse pine bark mix. It is fertilized with all of our other orchids using a well balanced commercial product. As with all *Bulbophyllum* in our collection, constant moisture is mandatory.

I have included with this note for comparison, an image of *B. macranthum*. Clearly the two species are very closely related but differ in features of the column and the labellum. *B. macranthum* also occurs in New Guinea **Wayne Harris**



Species




Plant of the Month *Dendrobium griffithianum*

These plants grow in the Himalayas from N.E. India to Thailand & S.W. China at 1000 to 1900metres.

They have a seasonal climate with lots of rain in the growing season and fairly dry in the winter.

For some reason this one flowers at this time of year. It is growing in a mix on No. 3 bark, 10mm charcoal and jumbo perlite. After it flowered last year I gave it some plantacote top K - 8 month fertilizer and hung it in a small shadehouse under 50% shadecloth. It got watered as needed and that is it. **Duncan**



Species group meeting Graham & Beryl Robertson 8th March 2020

Benched Plants:

Bifrenaria vitellina, *Bulbophyllum annandalei*, *Bulbophyllum corolliferum*,
*Bulbophyllum grandiflorum**, *Bulbophyllum grandifolium*, *Cattleya bicolor* var. *brasiliensis*,
*Cattleya bicalhoi**, *Cattleya wallisii*, *Dendrobium bigibbum* var. *superbum*, *Dendrobium convolutum*,
Dendrobium griffithianum, *Epidendrum neoporpax*, *Gongora galeata*, *Guarianthe bowringiana* x2,
Liparis lacerate, *Miltonia moreliana* x2, *Phalaenopsis bellina* x2, *Phalaenopsis hieroglyphica*,
Phalaenopsis pulcherrima, *Phalaenopsis tetraspis**, *Phalaenopsis violacea* x3, *Pholidota imbricata*,
Phragmipedium longifolium, *Prosthechea cochleata* x2,
Psychopsis papilio, *Vanda ustii*

Plant names are checked on the WCSP list of species plants. If your name given on the day differs from that on Kew it is identified on this list with an *

**Bulbophyllum cominsii*; *Bulbophyllum grandiflorum*

**Phalaenopsis speciosa*; *Phalaenopsis tetrasips*

**Cattleya dayana*; *Cattleya bicalhoi*



Popular Vote & Judges Choice - February 2020

| Judges Choice in Blue | | Red See Notes |
|---|--|---|
| Cattleya | 1 <i>Cattleya</i> Caudabec Candy 2 <i>Ctt.</i> Chocolate Drop 2 <i>Rth.</i> Nobile's Bruno Bruno Rlc. Yen Corona | Marty & Anita Patrick & Heather George & Helena Tom |
| Oncidium | 1 <i>Miltonia</i> Honolulu 2 Aliceara Pacific Nova 3 <i>Miltonia</i> Goodale Moir | George & Helena Marty & Anita Rod & Jan |
| Vanda/ Phalaenopsis | 1 <i>Vanda</i> Unknown 2 Vanda Viraphandhu 2 <i>Vanda</i> Fuch's Delight | Peter John & Bev Rob & Joan |
| Dendrobium | 1 Den. Black Spider x Brown Sugar x discolor 2 <i>Dendrobium</i> Touch of Gold 3 Dendrobium AR Blue Twister* | Charlie & Gina Cliff June |
| Any Other Genera | 1 Cymbidium Muffin Surprise 2 Bulbophyllum Meen Permaisuri* | George & Helena Duncan |
| Paphiopedilum/ Phragmipedium | 1 Paphiopedilum Unknown 2 <i>Paphiopedilum bellatulum</i> 3 <i>Paphiopedilum Millmanii</i> | Marty & Anita Werner & Inge Marty & Anita |
| Species America's | No Entry | No Entry |
| Species Asian | 1 <i>Schoenorchis fragrans</i> 2 Dendrobium dearei 3 <i>Trichoglottis subviolacea</i> | Luda Rod & Jan Wayne & Jean |
| Aus. Native Hybrid | 1 Dendrobium Gloucester Sands | Cliff |
| Aus. Native Species | 1 Dendrobium bigibbum var. compactum 2 <i>Dendrobium bowmanii</i> 3 <i>Bulbophyllum baileyi</i> | Wayne Werner & Inge Duncan |
| Novice | 1 Dendrobium Excelsa* 2 Phragmipedium Sedenii | Steve Heather |
| Foliage | No Entry | No Entry |

Judges Choice overall - *Vanda Viraphandhu* - John & Bev

Judges Choice Novice - *Dendrobium Excelsa* - Steve

Notes from Popular Vote & Judges Choice – January 2020

* *Dendrobium* Blue Horn x Sakol Blue = *Dendrobium* AR Blue Twister

* *Bulbophyllum mastersianum* x *flabellum-veneris* = *Bulbophyllum* Meen Permaisuri

* *Dendrobium macrophyllum* x *convolutum* = *Dendrobium* Excelsa

* *Phragmipedium* Sedenii is not a natural Primary hybrid and is classed as a Hybrid

Nambour Orchid Society Show Calendar 2020

Set up is the day before Show date unless otherwise noted.

(NOS commitment in blue)

March

Sat/Sun 28/29 **Boyne Tannum Orchid Show** **Cancelled**

April

Fri/Sat 10/11 **Bribie Island Orchid Show** **Cancelled**

Fri/Sat 17/18 **Sunshine Coast OS Show** **Cancelled**

Sat 18 **South Burnett Orchid Show** **Cancelled**

May

Sat/Sun 2/3 **Gympie OS Show** **Cancelled**

Fri/Sat/Sun 8/9/10 **Bundaberg Show** **Cancelled**

June

Sat 6th **STOCQ meeting hosted by Childers**

July

Fri/Sat/Sun 10/11/12 **Nambour Garden Expo.** **Nambour Showgrounds, Coronation Ave. Nambour**

Fri/Sat/Sun 24/25/26 **Caboolture OS show** **Morayfield Community Centre (Behind Bunnings)**

August

Fri/Sat 7/8 **Maroochydore OS show** **Buderim Uniting Church Hall**

Sat/Sun 8/9 **Agnes Water OS show** **Agnes Water Community Centre, 71 Springs Road,**

September

Fri/Sat 4/5 **Nambour OS Spring Show** **Uniting Church Hall, Coronation Ave, Nambour**

Fri/Sat 4/5 **Childers & Isis Show**

Fri/Sat 18/19 **Noosa District OFS show** **Cooroy Memorial Hall, Cooroy**

Thurs/Fri/Sat 17/18/19 **Maryborough OS Show** **St Paul's Memorial Hall, Maryborough**

Fri/Sat 25/26 **Glasshouse Country OS show** **Beerwah Community Hall, Peachester Road.**

Fri/Sat/Sun 25/26/27 **Hervey Bay OS show** **Xavier Catholic College, 1 Wide Bay Drive, Eli Waters**

October

Fri /Sat 9/10 **Bribie Island OS Show** **The Orchid House, 156A First Ave. Bongaree**

Wed/Thurs/Fri/Sat 14/15/16/17 **Caboolture OS Mini Show (closed)**

Fri/Sat 23/24 **Nambour Species Show** **Uniting Church Hall, Coronation Ave. Nambour**

November

Sat. 14th **STOCQ Meeting hosted by Sh. Burnett**

Conferences 2020

5/6 March **TIOS show** **Tainan - Thailand**

9th - 15th March **WOC23** **Taichung - Taiwan**

Conferences 2021

1st - 5th September **AOC Conference & Show** **Logan Metro Sports & Events Centre, Crestmead Qld**



The Aluminium Window & Door Doctor

Graham Christian
Mobile: 0412 367 707

Email: [windowdoordoc@bigpond.com](mailto>windowdoordoc@bigpond.com)
72 Diddillibah Road, Woombye 4559

HOUSE CALLS - FIX YOUR DOORS - REMOVE YOUR PANES

Nambour Orchid Society



Nambour Orchid society meets on the 4th Saturday each Nambour Uniting Church Hall, Coronation Ave., Nambour

Business meeting commences at 12.45pm prior to the cultural meeting.

Cultural meeting Follows the business meeting at 2pm.

All members and visitors are welcome to both Business and Cultural meetings.

Plants are to be tabled for judging by 1.30pm .

Charlie's Cultural corner from 1.15pm to 1.45pm each meeting day.

The Species Appreciation Group is held monthly from February to November at member's homes .

Contact the Secretary for details. at nambourorchids@gmail.com

All **STOCQ** members welcome. Bring your species plants, a chair, a cup and a plate to share for afternoon tea

| | | | |
|----------------|----------------|--------------|--|
| Patron | Rob Wright | | |
| President | Gina McMonagle | 07 5439 6353 | |
| Vice President | G Robertson | 07 5442 1288 | |
| Secretary | Alison Parkes | 07 5441 7201 | nambourorchids@gmail.com |
| Treasurer | Jean Harris | 07 5445 3307 | |
| Editor | Richard Hand | 07 5442 2879 | rhand39@gmail.com |

All correspondence to the Society should be addressed to nambourorchids@gmail.com

Newsletter: Articles for inclusion in the Newsletter should be sent to the editor at rhand39@gmail.com.

Digital copies of all photographs appearing in Newsletter are available to all members free of charge

FOR SALE: NOS. members may use space in the Newsletter to sell Orchid related items free of charge.

All adds, articles and no later than 2 weeks prior to the monthly meeting

Members can sell Orchids or foliage plants at our meetings. Only plants that we would use in show displays are permitted. **Please remember to add your gold coin donation to the honesty box.**

**Direct deposits for Shirts, name Badges and Membership are encouraged to the Club Bank Account.
Commonwealth Bank BSB 064424 A/c No 00909232.**

Add your name as a reference so our Treasurer knows who the money is from.

Club shirts are available , cost to members, \$25 for shirt with logo + \$5.50 if you require a pocket

Name badges, cost is \$7.00 for new members after attending 3 meetings, or \$10.95 for a replacement

PO Box 140, Nambour QLD 4560

nambourorchids@gmail.com

www.nambourorchidsociety.com



Supporters of Cittamani Hospice Services

Cittamani Hospice Services are in Palmwoods and provide end of life palliative care for people in need in their own homes.

They also provide essential equipment free of charge for patients use in their own home.



22nd AOC Conference and Show - For the Love of Orchids

1 - 5 September 2021, South East Queensland: at the Logan Metro Sports & Events Centre, about 30 minutes by road south of the Brisbane CBD and airport.

The next AOC Conference and Show (AOCC 2021) is being staged as a joint venture by orchid societies of South East Queensland at the modern Logan Metro Sports and Event Centre in Crestmead, around 30 mins south of the Brisbane CBD and airport.

AOCC 2021 will begin for registrants with the Thursday (2 Sept. 2021) evening Opening Ceremony. Show patrons will be able to

admire orchid displays and benched exhibits from the Friday through to the Sunday. Orchid enthusiasts wishing to add to their collection will be able to purchase orchids from the many Australian and international vendors.

All activities, including the Conference Dinner, are planned to be held at the Crestmead venue.

The show schedule, conference program and registrant application forms should be on the orchidsaustralia.com.au website soon.

It is anticipated that early-bird registrations will be available from 1 September 2019.

To receive *For the Love of Orchids* - AOCC 2021 updates, please provide your name and email address to: info@aocc2021.org

Conference website: [Select to link](#)

A range of accommodation types is available at nearby Springwood, Browns Plains and Calamvale.

Spending some time at the Gold and Sunshine Coasts, their delightful hinterlands, the Scenic Rim region, Tamborine and Toowoomba would make great AOCC 2021 add-ons.