



Staying connected during the COVID-19 pandemic

Happy New Year to all



Welcoming **Adrienne McLean** to Virtual Benching with this stunning specimen of *Brassia verrucosa*. With seven glorious spikes it makes quite the picture with it's basket perched in the tree. With a gentle honey/citrus scent it must smell delightful as well – beautiful Adrienne! Purchased from a KOS member many years ago at an open house sale.



Brassia verrucosa x 4 – **Adrienne McLean**

Below is another impressive specimen of *Brassia verrucosa* this time from **Bob Taffel**. We had some of these lovelies last month & here is the proof again - they thrive in Sydney's climate & don't mind being exposed to the elements.

Brassia are a small genus of 30 to 40 species with numerous hybrids, they are part of the Oncidium Alliance & derive their name from British botanist **William Brass**.



Inflorescences come from the base of the pseudobulb & carry 10 to 20 blooms that can be up to 15cm long. Flowers can last for up to 5 weeks & bloom alternately up the spike.

The common name for Brassias is Spider orchid & so it is not surprising that they are pollinated by female parasitic wasps of the genera *Pepsis* and *Campsomeris* because they think the flower is a spider. The wasps normally paralyse spiders by stinging them, before dragging them away to their nest where they lay an egg on the anaesthetised body. The wasp stings the lip of the *Brassia* flower while trying to grasp what she thinks is a spider - in the process she touches the pollinarium, and consequently gets pollen over her head. When the lady wasp fails to drag her potential egg depository to her nest, she gives up & is lured to another *Brassia* orchid flower & repeats the process subsequently pollinating the second flower.

Brs. verrucosa is native to the wet forests of tropical Central & South America & Mexico, growing at altitudes of 900 to 2400 m.

Being epiphytic, potting medium with excellent drainage is required. Use a coarse grade potting media - medium to large bark & if you use additives, perlite, charcoal, rocks or polystyrene can be used. Alternatively you can mount *Brassia* on bark/wood, or attach it to a tree. *Brassia* like bright, filtered light. During the growing season, water about once a week depending on the weather. If you are using water soluble fertiliser you could apply it at half strength with your regular watering during the growing season, as long as you give them just clear water about every fourth time to flush out any accumulated unused minerals (salts). If you use slow release fertilisers, scatter about a level teaspoon over the top of the pot at the start of the season. As the cooler months begin, watering is gradually reduced to about once a month in winter, as is fertilising. orchidspecies.com

A selection of exquisitely presented *Neofinetia falcata* in their stylish, elegant pots from **John Chang**
 John has selected these plants to illustrate the differences in flower form and colour.



Neofinetia falcata Tenshin



Neofinetia falcata Yamafubuki



Neofinetia falcata Manjushage



Neofinetia falcata Hisui - the only natural variety with green tint on the flowers and spurs **JC**




Neofinetia falcata Togen



Neofinetia falcata Shojo
 This one has a pink spur **JC**



Neofinetia falcata Juni Hitoe



Neofinetia falcata Higashide Miyako

A beautiful selection from **Jean & Geoff Fulcher** starting with a couple of extraordinary Bulbophyllums



Bulbophyllum arfakianum Flower 1.7-2.2cm wide, 6-7cm long
 Don't let the name put you off! Another plant we bought as an unknown species. We bought this mounted on a cork slab. Native to lower altitudes of the Arfak Mountains in PNG, it needs some heat in winter. **GF**



Bulbophyllum dayanum
 One of the top ten Bulbo's! Found from India to Thailand. Warm growing, moist conditions, plenty of shade required. **GF** *FS 2 to 3 cm

For any who are interested the link below takes you to an article detailing 16 new species of Bulbos. identified in New Guinea last year
<https://revistas.ucr.ac.cr/index.php/lankesteriana/article/view/44438/44444>



← *Cyrtorchis arcuata* →

We got this one taking a punt on a seedling labelled "Angraecum species". *Cyrtorchis arcuata* is apparently widely distributed through several countries in Africa. I recall it was not uncommon for it to appear on the show bench many years ago but for some reason we haven't seen it for a few years. It has quite a sweet perfume and the flowers last well, better than some other Angraecoids. Grows in our bush-house all year. **GF** *FS 3.75 cm



← *Prosthechea trulla*

This is one of those orchids we all should have, easy to grow in Sydney conditions, floriferous, with long lasting flowers held just clear of the foliage. Botanists have had a field day moving this species and several close relatives into various genera but the flowers stay the same! **GF**



↑ *Dendrobium parishii*

This plant is labelled as a "Dark peloric" form. While it is a little darker than the type form we have, it is not strikingly peloric the way some peloric flowers can be. Its virtue is its much more vigorous growth. Bush house conditions. Found in eastern Himalayas to Hainan, China. Needs typical monsoonal conditions. **GF**

*FS = Flower size based on orchidspecies.com



Eria convallarioides

Lina Huang

Eria rhynchostyloides (Syn. *Pinalia rhynchostyloides*) – Geoff & Jean Fulcher

Found only on the island of Java on volcanic slopes at 500 to 800 metres it is described as warm growing in IOSPE. We grow it in the bush house all year but maybe we should give it some warmth next winter. It is capable of growing into a quite robust plant, with pseudobulbs twice the size of those in the pic. GF



Er. rhynchostyloides – P&J D'Olier

Eria rhynchostyloides x 2 - Jenny Richardson Flowers 9mm wide, 13mm long



Coel. Edward Pearce

Jenny Richardson



Coel. usitana

P&J D'Olier



← *Promenaea Glow*
Geoff & Jean Fulcher

There is no *promenaea* hybrid registered with this name but its clear yellow color makes it worthwhile. Requires cool, moist conditions.

GF



Lycaste unknown
Jenny Richardson



Cattleya Lumita x guttata
Gowan Stewart



Dendrobium Tsiku Miko
Gowan Stewart



Cattleya leopoldii 'Paul' x 'SVO'
Gowan Stewart



Phalaenopsis unknown
Gowan Stewart



Dendrobium bullenianum
Gowan Stewart



Dendrobium Kuniko
DL



Brassidium Betty N Shiraki – Jenny Richardson



miniature *Phal. unk.* - Kitt Reyes

A selection of superb species from Jane & Peter D'Olier



Eria irukandjiana

*FS 3mm

What a gorgeous little flower! Found in northern Queensland at elevations of 200 to 1500 meters as a mini-miniature to miniature, hot to cool growing epiphyte. orchidspecies.com



Isochilus linearis

*FS to almost 1.3 cm



Aerides houlettiana

*FS 1.9 cm to 2.5 cm



Aerides multiflora

*FS 1.85 cm to 2.5 cm



Den. bracteosum *FS to 2.5 cm



Cattleya longipes *FS 5.7 cm




Cattleya alarii *FS 4.35 cm



Encyclia tampensis var. *alba*



Stelis papaquerensis
(Syn. *porschiana*) *FS 1.9 cm




Bulbophyllum carunculatum
An unpleasant odour attracts the blowfly pollinator wsbeorchids.org


More gorgeous blooms from Peter & Jane D'Olier



Oncidium auricula



Dendrobium Samurai



Cattleya Impish Grin



← *Restrepia guttulata*
'Hoffman'

Meiracyllium trinasutum →

*FS ~ 2.5 cm

This little cutie has no pseudobulbs, it has a terete rhizome enveloped by sheaths that are dry and membranous in texture. Ref: IOSPE



Renanthera philippinensis

Wow, what a glorious rich red. According to IOSPE a hot growing epiphyte, endemic to the Philippines in lowland mangrove swamps. *FS 2.5 cm




← *Docrillia Limestone*
(*bowmanii* x *cucumerinum*)
Docrillia are epiphytic or lithophytic orchids native to Australia, New Guinea through the South Pacific to Tahiti. Distinguished from *Dendrobium* partly by their lack of a pseudobulb & distinctive succulent leaves & pollination by native bees.
travaldo.blogspot

Sobralia Veitchii
x *xantholeuca* →



...ahhh Stanhopeas - I just LOVE these – Mother Nature in all her glory ... add man’s curiosity & on the next page you will see a beautiful hybrid & a very impressive intergeneric hybrid. The structure of *Stanhopea* flowers is magnificent, the sepals are large, the petals are thinner & can twist or roll back as the flower matures – sometimes this happens quite quickly especially if it’s hot.



The lip is where it becomes quite unique & is split into 3 parts. The hypochile is the top part attached to the rest of the flower & is often cupped, rounded or cylindrical – this is the perfume factory. The mesochile comes next & usually has two firm projections called horns (funnily enough absent in the hornless species). The lower area is the epichile & is usually spade shaped or tri-lobed depending on the species. The column is an elongated cylindrical structure with thin ‘wings’ making it look like a squid with all it’s tentacles together. The column curves in front of the lip creating a restricted area between the horns & the epichile



that guides the pollinating bee into the optimum position to detach the pollen cap at the tip of the column, getting pollen sacs stuck to his back in the process. This action also opens the stigma & allows pollination by the next pollen loaded bee that visits.

Understandably, considering the energy required to produce such magnificent flowers - which reach up to 18cm, they only last a few days. Mother Nature implements a powerful strategy to compensate for the short window of opportunity for pollination, she blessed these beauties with an intoxicating fragrance. They are pollinated by male euglossine bees which collect the flower’s fragrance to entice their ladies – perhaps we have more in common with insects than you thought! I know not everyone loves the perfume, but you have to admire the ingenuity of making it nigh on impossible for a potential pollinator not to notice a flower.


Sometimes referred to as the ‘upside down’ orchid because the spikes grow downward making plastic pots impractical if you ever want to see the flowers. If your pot is really overgrown a few spikes may escape over the rim but a basket lined with paperbark to facilitate the emergence of the treasures within, is the most common set up. Coir, when new & tight can be too hard for the young spikes to penetrate. There is the initial excitement when you first see the small pointy spikes pierce their way through the paper bark, followed by weeks spent watching the development of the spikes from compact, narrow, ovoid shapes to the almost ball shape reached just before they can’t contain themselves any longer & burst open releasing a heady wave of perfume. The ‘blooming’ process is amazing to watch taking only about 10 min & the hit of fragrance that explodes from the bud when the first ‘seam’ cracks can be smelled meters away. Anyone who owns one knows if you have been patiently waiting for the blooms, the moment you step into your garden (or shade house) you know when they have opened. If you’ve never seen it live take a look.

<https://www.facebook.com/2108371186093123/videos/333835317415394>



← ← *Stan. nigroviolacea*
D&J Angove
with 6 flowers,
a great
purchase from
Bob Ellis 3
years ago. DA

→
Stan. tigrina
Lisa Harris



When describing *Stan. nigroviolacea* J.Pfahl says “Many authorities put this one as a variety of *S tigrina*, I keep it separate only because they are found in cultivation named such much more often”. At this stage, it is technically a *tigrina* but most experienced growers do distinguish it & for horticultural purposes they still call it *nigroviolacea* so hereafter I will stick with that.

Stan. nigroviolacea is one of the most common varieties in Sydney collections as it grows here easily - just hang the basket in a tree. I’ve heard experienced growers describe these as ‘heavy feeders’. They respond well to a light sprinkle of Seamungus pellets as well as plenty of water during peak growing season. Seamungus is like a gentler form of dynamic lifter & is available from Bunnings. Some varieties of *Stanhopea* are not as well suited to outdoor conditions in Sydney & may not flower as readily so just ask, or do a little research before you buy yourself one of these delightful treasures.

Stanhopeas do not need a rest period over winter or to stimulate flowering. If yours is not flowering, the usual cause is not enough light, but it could also be due to lack of water during the summer months, low humidity or not enough of a day-night temperature differential during spring. If you don’t have one add it to your list, they are well worth it!

stanhopeaculture.blogspot.com orchidspecies.com orchid-care-tips.com travaldo.blogspot.com



Stan. oculata
P&J D'Olier

Stan. nigroviolacea, Jenny Richardson My best haul ever, so happy, 38 blooms inc. buds. No angle could capture them all with a full layer at the bottom & a second layer poking out the sides of the basket. I wish Dad could see his plant now! JR



The fragrance is intoxicating JK



Stan. greerii x *Assidensis* - G Stewart

Stan. nigroviolacea – Jessie Koh

Stanhopea wardii - Lee Payne



Coryhopea Predator – Gowan Stewart



Although rarely seen, there are hybrids between *Stanhopea* & some of its genetic relatives like *Coryanthes* (the bucket orchid), *Embrea*, *Gongora*, *Cirrhaea* & *Acineta*. Beautifully grown by Gowan Stewart, *Coryhopea Predator* (*Coryanthes* Golden Chalice x *Stan. nigroviolacea*) is one such intergeneric hybrid. What an apt name, this one looks as though it is ready to launch at some unsuspecting prey! This hybrid was originated by Orchids Ltd [MN] in 2016 a magnificent combination made up of *Stan. nigroviolacea* 50.0%, *Crths. macrantha* 25.0%, *Crths. bruchmuelleri* 25.0%. Whilst the flowers only last for 4-6 days they can bloom more than once a year & can produce up to 4 flowers per inflorescence. Orchidweb.com

Beautiful blooms from Lina Huang



Laeliocattleya Intercepts



Cattleya loddigesii 'Blue Sky'
x *leopoldii* var. *coerulea* 'Kathleen'
What a gorgeous colour!



Dendrobium unknown



←
Brassidium
Tigerlily
'Tinonee'



→
Brassidium
Golden
Gamine
'White
Knight'



Brassidium Betty N. Shiraki



Oncidium *saccatum*



Both of these lovely *Phalaenopsis* are unnamed but that does not detract from their elegant appearance.





Cymbidium aloifolium
Lina Huang



Prosthechea radiata
Lina Huang



Burrageara Sunkissed 'Buttercup'
Lina Huang



← *Aranda Woleco*
Lina Huang

This gorgeous bloom has 6 species ancestors.

V. sanderiana 41.52%

V. coerulea 25.78%

Arach. hookeriana 25.0%

V. luzonica 3.72%

V. dearei 2.54%

V. tricolor 1.48%

bluenanta.com

Vanda tricolor var. *suavis* →

Lina Huang. Found in Java and Laos with 5-7cm flowers with a fragrance like grape candy – how yummy!

orchidspecies.com



Galeopetalum Arlene Armour 'Coching'
Galeopetalum is an intergeneric hybrid between *Galeottia* and *Zygopetalum*

Lina Huang



Miltoniopsis Breathless
Lee Payne



Wilsonara Hilo Firecracker
Lee Payne



Dendrobium Nancy Fairfax
DL



Sarco. Kulnura Rusty 'Pink Red'
x *Rosetta 'Lovely'* Lee Payne



Thunia marshalliana
DL



Oncidium flexuosum - DL



Phrag. Grande – Jenny Richardson



Oncidium Sharry Baby - DL



Bratonia Shelob
Chris Wilson

← This is a complex hybrid of 3 *Brassia* species and 3 *Miltonia* species with proportionately more *Brassia* ancestry. I received this mericlone as a prize plant in December 2017 and this is its first flowering. He is growing it in a 125mm squat pot with gravel at the very bottom of the mix which is *Orchiata* bark with a little charcoal. The flower is 8cm across and the spike appeared on the immature new growth. CW

Transferred from *Epidendrum* to the genus → *Coilostylis* by Withner and Harding in 2004. It is found from Mexico through many parts of South America in wet montane forests, high in trees at elevations of 500 to 1000 m. Flowers can range from 8 – 17cm

Wikipedia orchidspecies.com



Coilostylis ciliare

Lee Payne



Maxillaria meleagris - DL



Chysis Laevos - Lee Payne




Ctyh. Merry Green 'Green Pride' - DL



Laelia purpuratta var. *sanguinea* x
Laelia purpuratta var. *Venosa*
Lisa Harris



Lycaste unknown
Lisa Harris




Dendrobium Waringah
John Chang



C. Mini Song x *Bc. Dal's Charm*
Gloria & Allan Cushway



C. Dal's Good One 'Janelle'
Gloria & Allan Cushway



Bc. Island Charm 'Carmela'
Gloria & Allan Cushway



Miltoniopsis Pink Cadillac
Gloria & Allan Cushway



Paphiopedilum Temptation
Gloria & Allan Cushway



Miltoniopsis Bert Field 'Leash'
Gloria & Allan Cushway

Lisa Harris' place must look a picture with all these beautiful specimen plants



Dendrobium farmeri or a *farmeri* hybrid?? – Lisa Harris



Dendrobium moschatum ? – Lisa Harris. Last month we saw a few different examples of *Den. moschatum* from several growers. The lip on this plant of Lisa's is significantly less 'cupped' and the flower is a gorgeous, rich, gold colour. Lisa grows her plant undercover on the deck in her backyard facing west, the canes are over 1.5 m long. OrchidWiz, Orchidspecies & Bluenata all list various synonyms for *Den. moschatum* including *Den. cupreum* but interestingly, in a post on 25Dec16 on the Australian Orchid Review facebook page, the very knowledgeable David Banks has a photo of *Den. cupreum*, (which looks close to Lisa's plant) with the comment that he thinks it is likely a natural hybrid involving *Den. chryseum* and *moschatum* – perhaps Lisa has a natural hybrid?

David has another photo on Bluenata repeating the view that *moschatum* & *cupreum* are different taxa.

References: <https://www.facebook.com/AustralianOrchidReview/photos/>
<https://bluenata.com/detail/information/?pid=58450&role=pub>



← ←
Cymbidium aloifolium
 Lisa Harris

→
Oncidium Ruth's Rainbow 'Mushroom'
 Lisa Harris

